

Reception Curriculum Meeting 2025–2026

Swindon Village Primary School,
Cheltenham

Today we will discuss

- The curriculum
- Enrichments activities
- Reading
- Reminders

What is the foundation stage?

The foundation stage begins when children reach the age of three, when children might attend a nursery setting.

The final year of the foundation stage is when children are in a reception class of a primary school,

It prepares children for learning in their future school career.

Our Curriculum

Your child will be learning the skills for acquiring new knowledge and demonstrating their understanding through seven areas of learning and development.

Children should mostly develop the **3 prime areas** first:

1. Communication and language
2. Physical development
3. Personal, social and emotional development

As children grow, the prime areas will help them to develop skills in **4 specific areas**.

4. Literacy
5. Mathematics
6. Understanding the world
7. Expressive arts and design

Communication and Language

Underpins all 7 areas of learning and development. Children need to be able to :

Listen attentively

Ask questions to find out more and check understanding

Learn and use new vocabulary

Hold conversations

Enjoy listening to songs and poems, showing good attention

Follow instructions

Express ideas and emotions

Physical Development

Provides opportunities for using a range of large and small equipment

Helps them develop a sense of space around themselves and others

Encourages balance

Supports fine motor skills such as handwriting

Develops practical skills such as dressing/undressing etc.



Personal, Social and Emotional development

Encourages children to be independent and to interact with other children and adults

Helps children to become confident, safe, secure and ready to learn from new experiences.

Children can understand their feelings and feelings of those around them.

Children being to regulate their behaviour accordingly

Support children's healthy development

Children know right from wrong



Literacy

Phonics taught through Sounds Write phonic scheme: learning sounds, blending, segmenting.

Drawing Club builds storytelling, vocabulary and creative writing.

Focus on writing simple sentences using known sounds and tricky words.



Mathematics

Follow CanDo Maths: counting, composition of number, part-part-whole.

Helps children to count, read, order and write numbers to 20 and beyond.

Explore shape, space, measure and patterns.

Apply maths to real-life and playful contexts.



Understanding the World

Explore and find out about the world around them, asking questions about it

Find out about past events in their own lives and their families lives

Explain some similarities and differences between different cultures and beliefs.



Expressive Arts and Design

Explore different materials and media.

Express ideas through art, music, dance, role play and storytelling.

Develop creativity and originality in play.














Assessment

- We use Development Matters (Government framework) to track progress across the year.
- Observations are used to assess learning and plan next steps.
- Final judgments are made against the Early Learning Goals.



A Typical Day in Reception...

Week 1	9-9.30	9.30-9.40	9.45 – 10.45	10.45 -11.35	11.35 -11.45	11.55- 1pm	1.05 - 1.15	1.15 – 2.45	2.45 - 2.55	3.05 -3.15	3.25
Mon	Phonics	Movement break	Drawing Club	Maths	M.O.T	Lunch	Handwriting	Reading	Collective worship	Story	Home Time
Tue	Phonics		Drawing Club	Maths	M.O.T						
Wed	Phonics		PSE	Enrichment							
Thurs	Phonics		English – Basic Skills	Maths	M.O.T						
Fri	Assembly		Phonics	R.E				Art			

Week 2	9 -9.30	9.30-9.40	9.45 – 10.45	10.45 -11.35	11.35 -11.45	11.55- 1pm	1.05 - 1.15		2.45 - 2.55	3.05 -3.15	3.25
Mon	Phonics	Movement break	Drawing Club	Maths	M.O.T	Lunch	Handwriting	Reading	Collective worship	Story	Home Time
Tue	Phonics		Drawing Club	Maths	M.O.T						
Wed	Phonics		UW	Enrichment							
Thurs	Phonics		English – Basic Skills	Maths	M.O.T						
Fri	Assembly		Phonics	P.E				Music			

Enrichment Activities					
			Autumn	Spring	Summer
1		Trip	An Autumn walk to the park.	A trip to a local wood.	A walk around the village. A trip to the beach.
2		Baking	Make peppermint creams.	Make vegetable soup.	Make bread and butter.
3		Growing	Spring bulbs	Carrots	Sunflowers
4		Craft	Make a gift box	Weave a blanket.	Sew a book mark.
5		Construction	Build a den.	Make a clock out of junk modelling	Make a photo frame.
6		Performance	Perform in the Christmas play.	Mothers' Day breakfast and performance.	Fathers' Day breakfast and performance.
7		Community	Meet our teachers. Meet important people in the school. Learn new names. Make New friends.	Learn about people who help us in school. Help the kitchen staff. Help the cleaners.	Learn about people who help us in the wider community; post staff / doctors / nurses / bus drivers / farmers etc
8		All about me	Talk about my family	Describe an object that is important to me	Give a presentation about myself using a box of objects.
9		Looking after our environment	Looking after planet Earth How to recycle in class and help at home.	How can we welcome animals into the school grounds? Why muddy puddles are important.	A litter pick around the brook.
10		Oracy	Visit a shop. Greeting people. Saying please and Thank you. Role play shop keepers.	Learn how to be a good talk partner. Learn how to take turns when speaking.	Talk about something I have achieved / am interested in during a celebration morning.
11		Magical Moments	Prepare a bonfire night for 'Granny'.	Chinese New Year experience. Easter experience	Learn to ride a bike without stabilisers.

Reading



Research shows that when children read to their parents for **8 – 10 minutes 4 times a week**, they have a much higher reading level than those that don't.

First books...



Questions you might ask...



What happened in this book?

What was your favourite part? Why?

Which is your favourite character?

What do you think will happen next?

When the children are ready, they will take home a decodable book. The children will be encouraged to sound out the words that they don't know.



At the back of the books are some games you might want to play.

Game page

On this next page is a game for two to help you practise reading the words in this book.

Photocopy this page twice and cut up one page to make word cards.

Cut the other page in half to make two base cards. Place the word cards face down on the table.

Take turns to pick up a card.

Read the word aloud.

Place the matching word card as your base card. If you cannot match the word card as your base card, put it back face down with the other cards.

The winner is the first one to fill their base card!



mat

at

Sam

sit

am

Tam

Sam

it

mat

sat

sit

Tim

Preparing to read

- Have a regular special time you read together (e.g. after dinner, bedtime, after breakfast).
- Turn the TV, X-box, iPad etc off.
- Sit with them in a comfortable place.
- Look through the pictures and talk about what you think might happen.

During reading

- Praise their reading constantly.
- Ask simple questions to check their understanding.
- When your child is blending the sounds in words, make sure they say the whole word afterwards.

If they get stuck on a word...

- Don't tell them the answer straight away, they may get used to looking to you for the answer rather than applying strategies they know for reading.
- Pause, give them time to think about it.
- Encourage them to sound out the word.
- If they still can't work it out then tell them, praising them for trying hard.
- Don't make a fuss about mistakes, it's how we learn!

Reluctant readers...

- It can take years to develop reading stamina. Therefore you can take it in turns to read each page.
- Keep it fun. Short and sweet, little and often can be best for reluctant readers.
- Make it a special time for you both.
- Show off your child's reading to Grandparents, friends, family, pets and toys!

When you have
finished reading ...

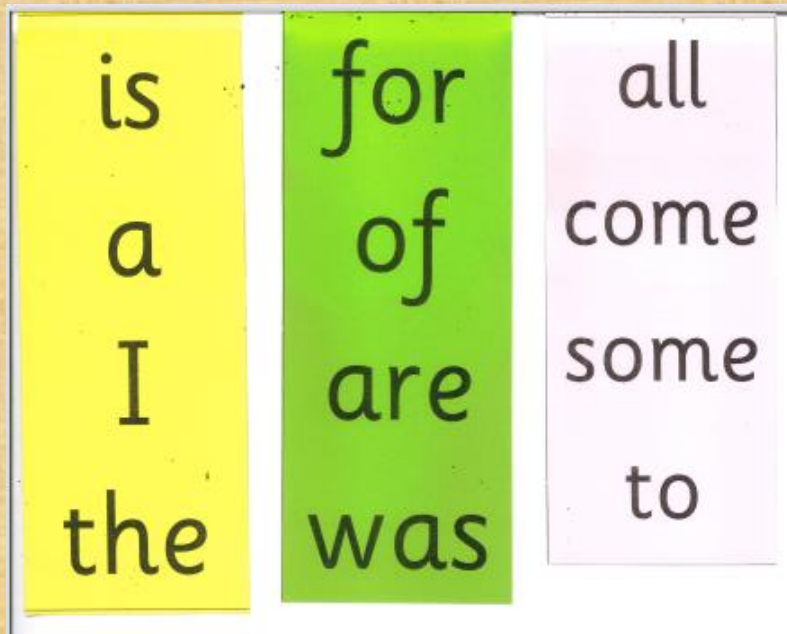


Write a comment in your
child's reading record. We
expect at least 3 comments a
week.

Date	Book title and page number	Comments
16/5	Thud & Crash!	Read brilliantly to her Sister & me mum 😊
17/5	Quiz	Read really well, a little help needed mum 😊
18/5	Quiz	Read very well, no help needed today 😊 mum
19/5	This + That • 🍷	lovely reading at afterschool CUB aw.
19/5	Thud & Crash	lovely sounding & reading aw.

Everyday words

Inside your child's yellow reading record are their 'Everyday words' These are words that the children need to know instantly, without sounding them out. Please practise these at home regularly. The yellow list will be given first.



Phonics




in order for a pupil to become a fluent reader, they must be taught all the common ways of representing English speech sounds (phonemes).

Through our phonics scheme 'Sounds Write' the children are taught all of these sounds and the skills of blending and segmenting (splitting) them to help them read. Phonics sessions take place everyday at school.

The children won't learn all the sounds in Reception but will continue to be taught them as they move up through the school.

Phonics book and pronunciation

- [How to say the phonic sounds](#) - Alex saying the sounds Sounds-Write Initial Code, (youtube)
- Every two weeks you will have a set of sounds to learn in your child yellow phonics . Please can you practise writing the letters at least once over the two weeks.
- We will send you a video via class dojo with the correction pronunciation and formation of letters.



Partnership with Parents

- We value strong home–school links.
- Use Class Dojo for updates and communication. This is for you only please do not post any photos on social media.
- We encourage you to like posts and talk about what your child has done.

Communication



Class Dojo for photos, reminders and news.



Parent consultations twice a year.



Reports and open dialogue to share progress.

Reminders

- Read daily and comment in the Reading Record.
- Please always make sure your child's reading book and yellow reading record are in their book bag every day.
- Support math's through everyday routines and games.
- Please don't put water bottles in book bags as they do leak.

Thank
you!

